



**Wedge System:** Accommodates all small, medium and large construction tubes. **Sizes 8" & 10"**



**Model#** **Concrete Required\***  
SF 22 4 x 30 KG (66lb) bags

**Tubes**  
8" (20.3cm), 10" (25.4cm) /  
8po (20,3cm), 10po (25,4cm)

**Volume of Concrete**  
0.06m<sup>3</sup> (2.00ft<sup>3</sup>) / 0,06m<sup>3</sup> (2,00pi<sup>3</sup>)

\* All yields are appropriate for footing only and do not include waste, uneven sub-grade, etc.



SquareFoot is a uniquely designed, plastic concrete footing form for residential, commercial and industrial use. The exclusive, patented, square shape resists uplift, tipping and tilting. The larger square footprint provides greater bearing capacity. This footing form fits all brands of construction tubes. Spend 3 days with a traditional method, or 3 hours with the SquareFoot!

## SQUARE FOOT Product Specifications

### Dimensions

**22" (56 cm) x 16.6" (42cm) without flange**  
23.5" (60 cm) x 16.6" (42cm) with flange



**SF-22**

### Concrete Required\*

4 x 30 KG (66lb) bags

### Volume of Concrete

.06 m<sup>3</sup> (2.00ft<sup>3</sup>) / .06m<sup>3</sup> (2,00pi<sup>3</sup>)

### Tubes

8" (20.3cm) and 10" (25.4cm) /  
8po (20,3cm) et 10po (25,4cm)

### Dimensions

**28" (70 cm) x 20" (51cm) without flange**  
30" (76 cm) x 20" (51cm) with flange



**SF-28**

### Concrete Required\*

9 x 30 KG (66lb) bags

### Volume of Concrete

.13 m<sup>3</sup> (4.50ft<sup>3</sup>) / .13m<sup>3</sup> (4,50pi<sup>3</sup>)

### Tubes

8" (20.3cm), 10" (25.4cm), 12"  
(30.5cm) / 8po (20,3cm), 10po  
(25,4cm), 12po (30,5cm)

### Dimensions

**32" (81 cm) x 21.1" (54cm) without flange**  
34.5" (88 cm) x 21.1" (54cm) with flange



**SF-32**

### Concrete Required\*

13 x 30 KG (66lb) bags

### Volume of Concrete




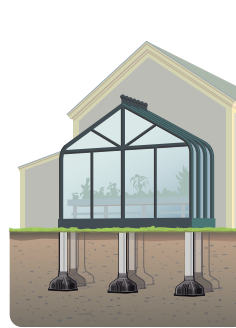
.2 m<sup>3</sup> (7,00ft<sup>3</sup>) / .2m<sup>3</sup> (7,00pi<sup>3</sup>)

### Tubes

12" (30.5cm), 14" (35.6cm), 16"  
(40.6cm) and 18" (45.7cm) / 12po  
(30,5cm), 14po (35,6cm), 16po  
(40,6cm) and 18po (45,7cm)

## SQUARE FOOT Applications

- Gazebos
- Basketball Poles
- Playgrounds
- Decks
- Car Ports
- Porches
- Sheds
- Greenhouses
- Additions
- And more!**



Ideal for all residential, commercial, and industrial applications. SquareFoot complies with all international building code requirements.

**ALWAYS START ON THE RIGHT FOOT**